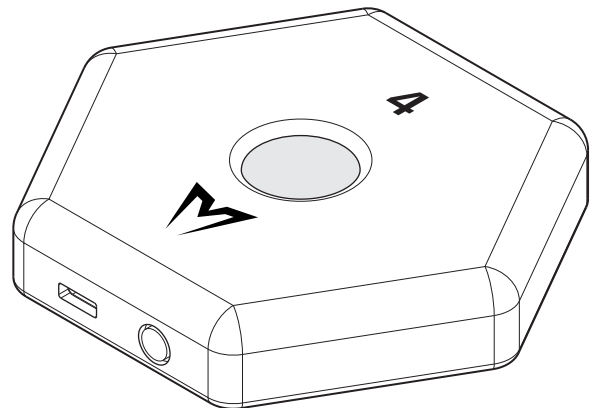
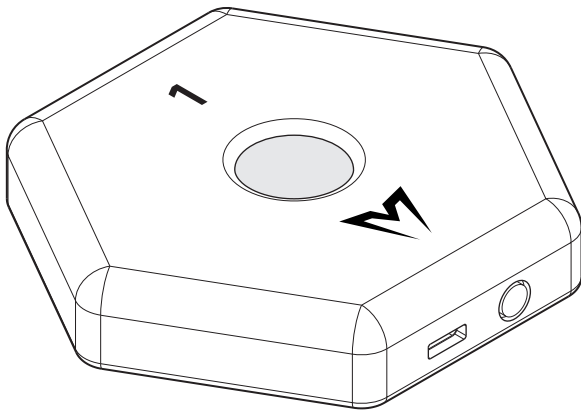
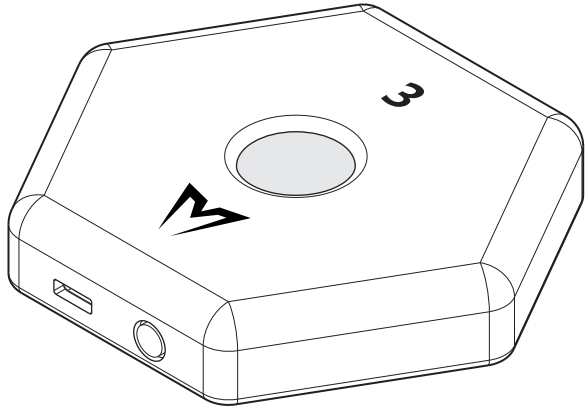
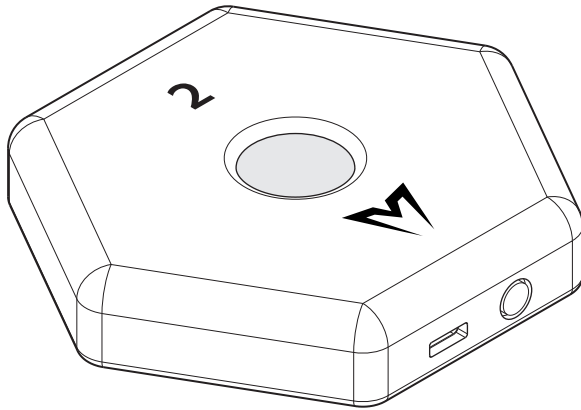




METIS

REACTION LIGHTS



NET WORLD SPORTS»

www.networldsports.co.uk // +44 (0) 1691 683 807 // cs@networldsports.co.uk

www.networldsports.com // 1-866-861-9095 // cs@networldsports.com

USER MANUAL

METIS React is an exciting product with a world of potential uses and versatility, with applications and functions that apply to all kinds of different sports. Working together with the METIS React App, you can set up over 20 game modes for these reaction lights to test your skills and abilities!

SAFETY INSTRUCTIONS

PLEASE READ THROUGH ALL MANUFACTURERS INSTRUCTIONS THOROUGHLY BEFORE BEGINNING TO ASSEMBLE THIS PRODUCT.

This product can withstand medium to hard impacts, with an IP rating of IP67.

The METIS Reaction Lights feature a 1 year warranty period from within purchase. Please refer to the warranty guide to see the terms and conditions.

Recommended charge time for these devices is 3 hours. Once fully charged, the devices boast a 20 hour long battery life. If unused for 5 minutes, the devices will default and shut down to preserve battery life.

These lights cannot be used when being charged.

Use this equipment only for its intended purpose. Do not modify equipment in any way.

Always adhere to the manufacturer's assembly instructions and maintenance advice.

Ensure all components are present with no defects before assembly.

Ensure regular maintenance is conducted on the product.

Check all components are properly secured before use if using attachments. Do not use if any part shows signs of defect.

Keep pets and animals away from equipment at all times.

WHAT'S INCLUDED

- 1 set of lights (4 pack or 8 pack)
- Charging Cables – USB to USB Type C
- Attachment Accessories – Touch Fastener Tabs, Reusable Zip ties
- Reinforced Portable Carry Bag

WARRANTY

This product is supplied with a 1 year warranty against manufacturing defect.

To activate your free 1 year warranty please visit: <http://www.networldsports.co.uk/warranty> and complete the form.

The online form will ask you to fill out some details. Please ensure that you have your order confirmation or invoice to hand to assist. For this product there is no need to enter the serial number or activation code as they don't exist for this product.

Warranty excludes wear and tear items (like nets & clips) and will be void for the following reasons:

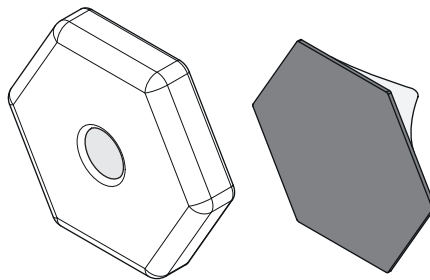
- Damage or fault caused by not following the instructions set out in this manual
- Damage or fault caused by not regularly checking and maintaining the product
- Damage or fault caused as a result of an accident
- Damage or fault caused by leaving the product out in bad weather
- Vandalism/misuse of the product
- Vermin damage

Do not use this product if it becomes damaged or develops a fault.

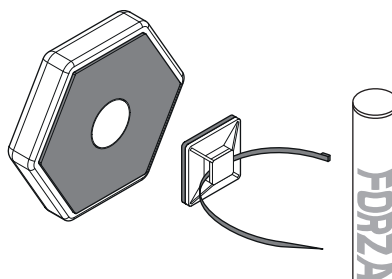
Replacement parts can be purchased from Net World Sports Ltd to get your product back up and running safely again.

ATTACHMENTS

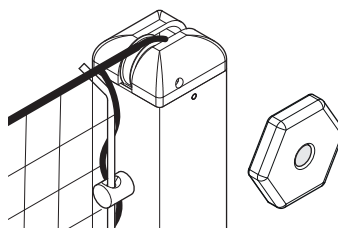
- 1** **Adhesive Velcro**
Peel sticky back cover and apply velcro to any smooth surface including FORZA Goalposts & Mannequins, RAPIDFIRE Rebound Boards, etc.



- 2** **Cable Tie Velcro**
Loop cable ties around touch fastener tabs and attach to a large range of products including FORZA Slalom Poles, Cones & Agility Hurdles



- 3** **Magnet**
Each light has a magnet on the back which will attach to any magnetic materials including FORZA Steel42 Goals, VERMONT Tennis Post, etc.

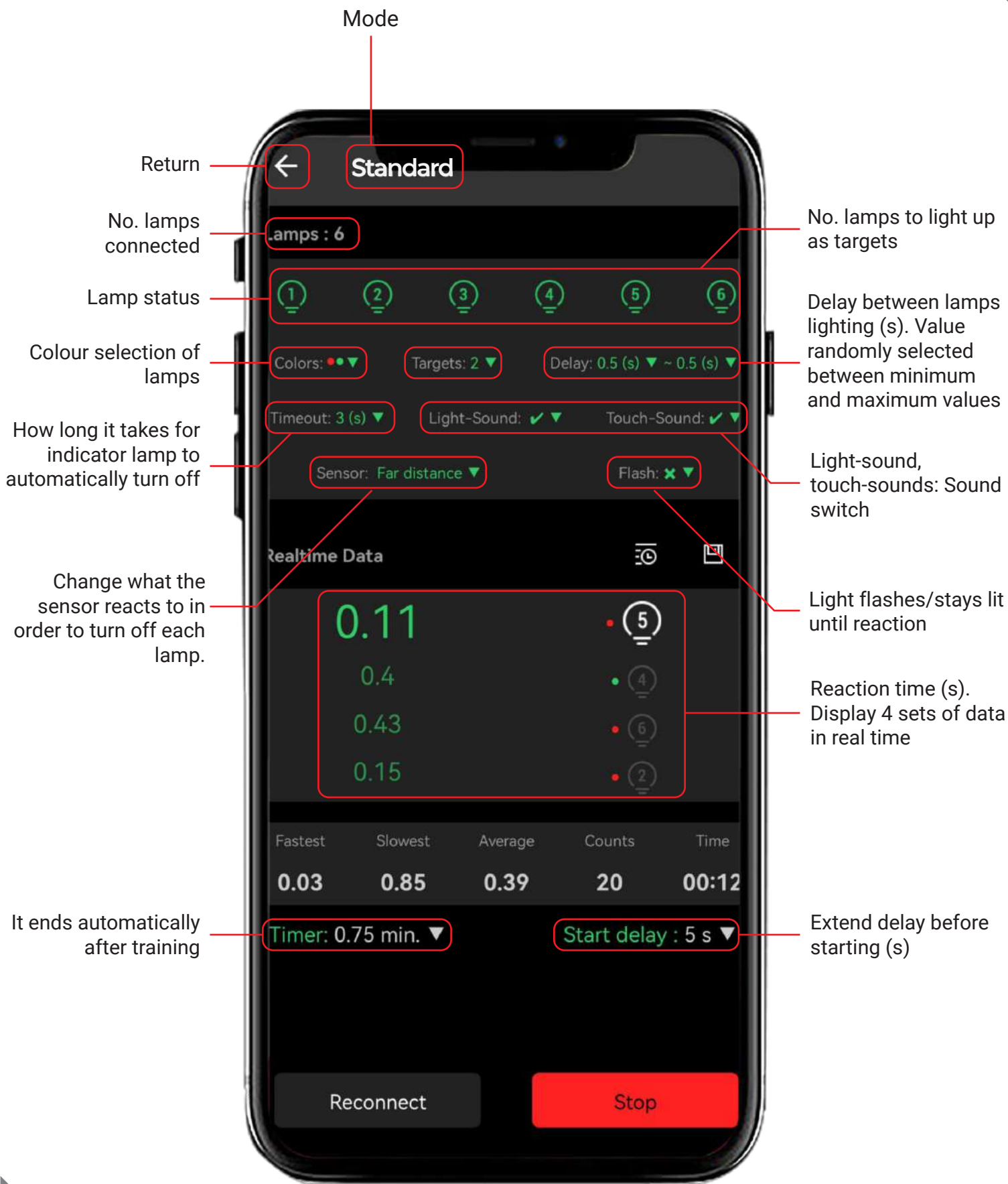


HOW TO USE

- Before use, it is recommended to plug the lights in and charge them to full battery. When charging a red light should appear, and when fully charged the red light will turn off.
- Once charged turn the desired number of lights on by pressing the button by the charging port, until you receive audio feedback from the light.
- Once on, connect to the METIS React App via Bluetooth (if you are facing connectivity issues please refer to the troubleshooting guide).
- Once connected, select preferred mode, and enjoy!

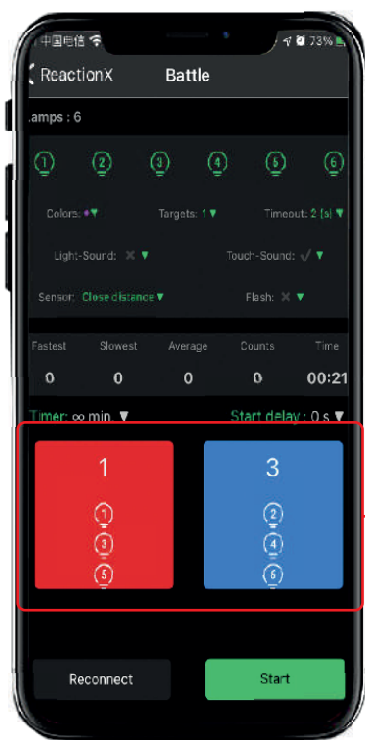
OFFLINE MODE

- In order to use the lights in offline mode – hold the on/off button for an extended period of time (3 seconds). When you hear a single beep, the lights will be on in offline mode.
- To modify the time period between the lights illuminating, you must set the time interval through the app before launching the lights in offline mode, whilst connected via Bluetooth
- The light on each device will be triggered by contact or interference with the centre of the device. With the time interval set, the light will then re-illuminate once the set period has passed.



BATTLE

Two player game. A point is awarded to your opponent for every lamp you miss.



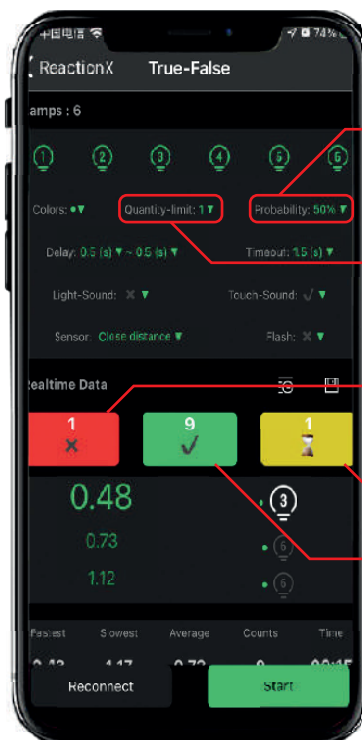
Red team turns out lamps with one colour

Blue team turns out lamps with another colour

No. points each teams has been awarded

TRUE - FALSE

Set the colour of the target lamp and find it amongst the other colours.



Probability of the number of target lights appearing

Number of lights on for the target colour

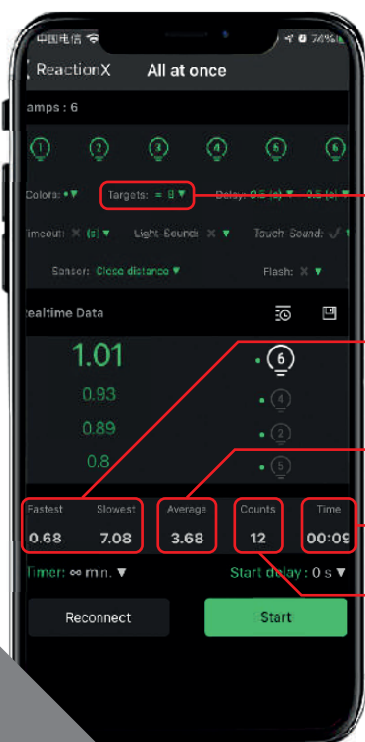
No. lamps incorrectly turned off

No. lamps that timed out

No. lamps correctly turned off

ALL AT ONCE

All the lamps will come on at the same time. Turn off all the lights as quick as possible.



No. lamps to turn on

Fastest/slowest reaction time per lamp

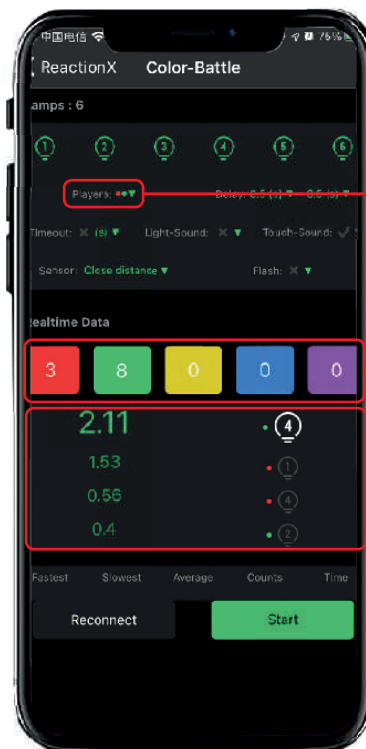
Average reaction time per lamp

Total time

No. lamps turned off

COLOUR BATTLE

Each player turns off lights of one colour. Compete to turn off the most lights.



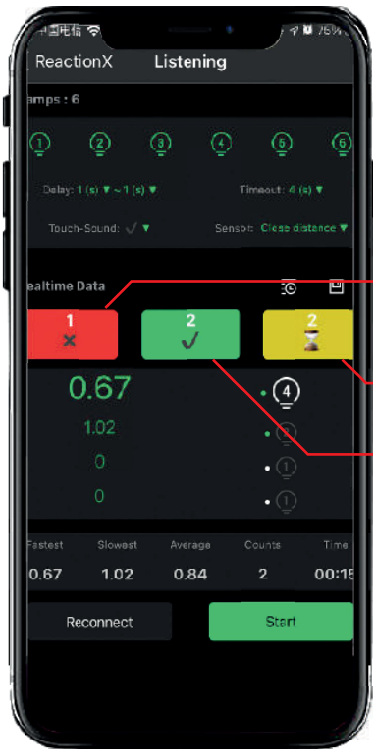
No. players. One colour per player

No. lights turned off by each player

Reaction times and corresponding colour

LISTENING

No lights are involved in this mode. Each lamp will emit a different sound. Find out which lamp made the sound and turn it off.



If correct answer is not found within this time, lamp will automatically reveal itself and move onto the next round.

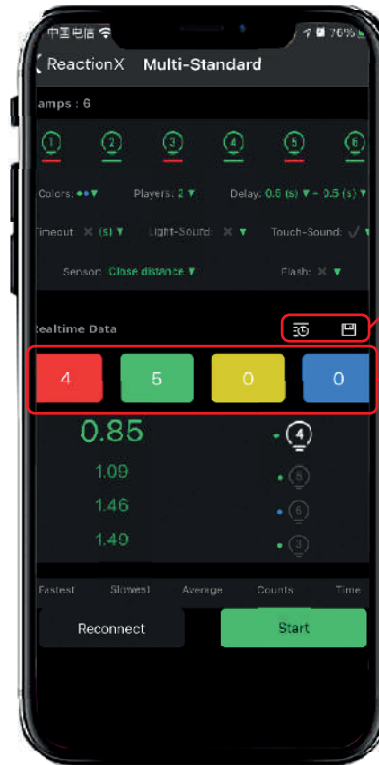
No. incorrect answers

No. timeouts

No. correct answers

MULTI-STANDARD

Standard mode for multiple groups.

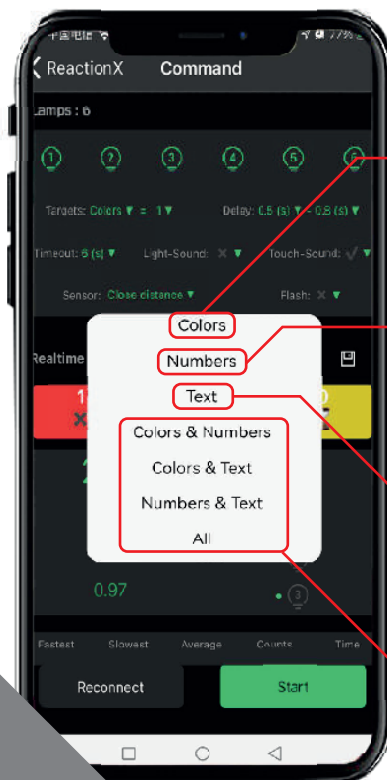


View and save realtime data for future use

Track the score for each team. One team per colour

COMMAND

Respond to different inputs on connected device and turn off corresponding lamp.



Only shows colours on device. Turn off the lamp that appears with this colour

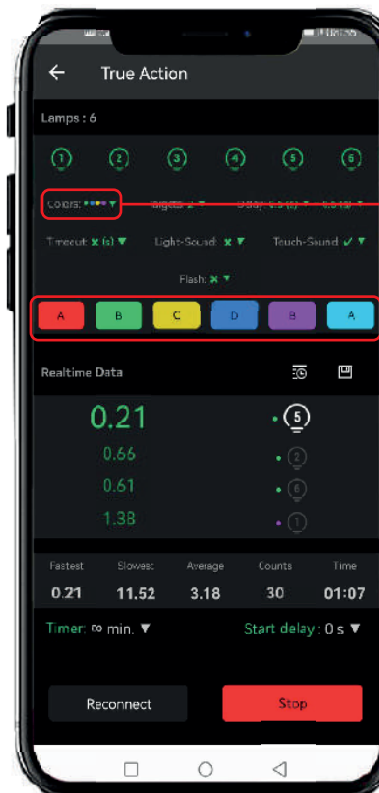
Only shows numbers on device. Turn off the lamp that corresponds with this number

Wrong text shows on device. Turn off the lamp that appears with the background colour

Alternate mixing mode

TRUE ACTION

Select the action required to turn off each lamp colour.



Select colours to be used

Change the action for each colour:
A - Close distance
B - Far distance
C - Small vibration
D - Strong vibration



HOMEBASE

Set one lamp as the base. The other lights will randomly light up one at a time. Turn these lights off and then return to 'base'.

SEQUENCE

The reaction lights will light up one by one in sequence (low to high). Turn them off in order. Adjust the timeout (s) setting to determine how long the lamp will stay lit. If the lamp is not turned off within this time setting, the light will automatically move to the next one in the sequence.

FIND DIFFERENCE

Turn off the odd colour. Data records incorrect lights turned off, correct lights turned off and lights not turned off within the specified time.

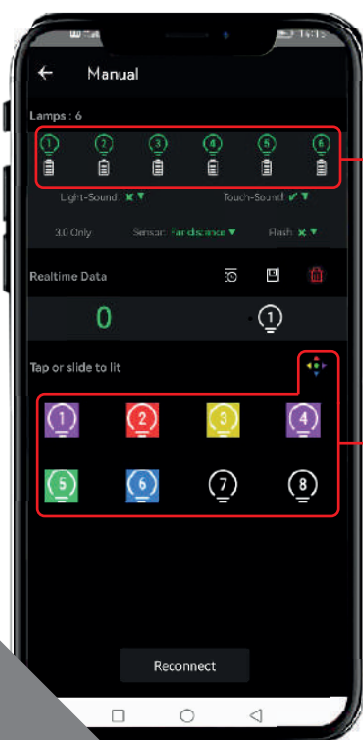
MEMORY

Every lamp will turn on together showing a different colour. Remember the colour of the light emitted from each lamp. When all the lamps turn off, find the the lamp that has the colour showing on connected device.

MEMORY 2

Lamps will light up in sequence. Repeat this sequence in order. The sequence can only have as many steps as you have lamps. For example if you have 4 lamps, the sequence cannot be longer than 4 steps.

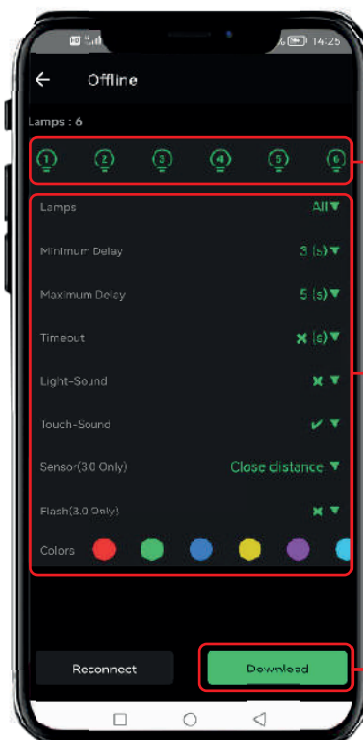
MANUAL



Check battery power of each lamp

Manually adjust the colour of each light

OFFLINE



Set up lamps so they can be used without connecting a phone

1. Change parameters to desired settings

2. Change parameters to desired settings

3. Download desired settings. Lamps will run downloaded settings without a connected phone. Hold on/off buttons on lamp to enter offline mode.

TROUBLESHOOTING

If the lights do not automatically connect through the app, then please see the below steps to manually connect these lights via Bluetooth.

1. Ensure each device is fully charged and on and flashing intermittently with green lights – this means each device is ready to connect. Then by opening the METIS React App and selecting any game mode, you will be able to see the below display. These lights should connect automatically if you have granted Bluetooth permissions on your smartphone.

Lamps : 0 | searching...

- In order to allow manual Bluetooth permissions, you will need to access the app permissions through settings or system preferences. On iOS, this is done by going Settings > METIS React > Allow METIS React to Access > Bluetooth > On
- If problems still persist, please try uninstalling the application, redownloading it, and trying the same process again
- If none of the above works, please contact Net World Sports Customer Service through the Net World Sports website – networldsports.co.uk

LIMITATIONS

Some devices have a smaller limit on how many lamps can connect to it. Below is a list of popular devices and their limits. For a full list please contact Net World Sports. These limits are only acting as a guide, and certain models cannot guarantee connection to the full set of 8 lights. Connectivity issues are typically seen with Android models such as Google Pixel, Redmi, and other less popular Android models. Please be certain before you buy by checking with the Net World Sports team at the referred points of contact

APPLE

iPhone 12 Pro Max	12
iPhone 12 Pro	12
iPhone 12	12
iPhone 12 Mini	12
iPhone 11 Pro Max	12
iPhone 11 Pro	12
iPhone 11	12
iPhone XS	12
iPhone XS Max	12
iPhone X	12
iPhone 8	12
iPhone 8 Plus	12
iPhone 7	7
iPhone 7 Plus	8
iPhone 6s	12
iPhone 6s Plus	12
iPhone 6	12
iPhone 6 Plus	12

SAMSUNG

Galaxy S23	9	Galaxy A8	12
Galaxy S23+	10	Galaxy A7	4
Galaxy S22	12	Galaxy A7 (2016)	7
Galaxy S22+	12	Galaxy A7 (2017)	10
Galaxy S21	12	Galaxy A7 (2018)	12
Galaxy S21+	12	Galaxy A6	12
Galaxy S20	12	Galaxy A5	6
Galaxy S20+	12	Galaxy Z Flip	12
Galaxy S10	12	Galaxy Z Flip 4	12
Galaxy S10+	12	Galaxy Fold	4
Galaxy S9	12	Galaxy Z Fold 2	12
Galaxy S9+	12	Galaxy Z Fold 4	12
Galaxy S8	12		
Galaxy S8+	12		
Galaxy S7	12		
Galaxy S7 Edge	6		
Galaxy S6	12		
Galaxy S6 Edge	6		
Galaxy Note 9	12		
Galaxy Note 8	12		



NET WORLD SPORTS 

www.networldsports.co.uk // +44 (0) 1691 683 807 // cs@networldsports.co.uk

www.networldsports.com // 1-866-861-9095 // cs@networldsports.com